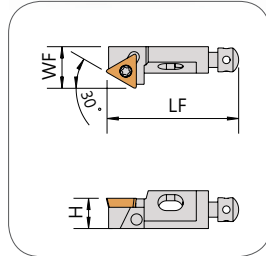

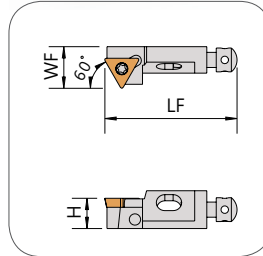



STTC 30°  
STWC 60°  
SCLP 95°

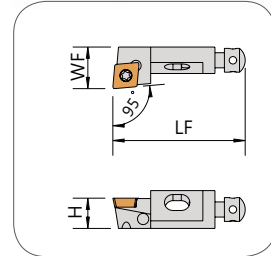
STTC 30°



STWC 60°



SCLP 95°



## STTC 30°(60°)

Order No.	Insert	Dimensions(mm)			Parts		Wrench
		工作寬度 WF	長度 LF	柄高 H			
STTCR08CA-09	TCMT0902	10	32	08	CS22050	CSC3009	FT-7
STTCR08CA-11	TCMT1102	10	32	08	CS25065 / CS25062S	CSC3009	FT-8
STTCR10CA-11		14	50	10	CS25065 / CS25062S	CSC4014	FT-8
STTCR12CA-16	TCMT16T3	20	55	12	CS35090	CSC4014	FT-15

## STWC 60°

Order No.	Insert	Dimensions(mm)			Parts			Wrench
		工作寬度 WF	長度 LF	柄高 H				
STWCR08CA-09	TCMT0902	10	28	08	CS22050	CSC3009	-	FT-7
STWCR10CA-11	TCMT1102	14	44	10	CS25065 / CS25062S	CSC4014	-	FT-8
STWCR12CA-16	TCMT16T3	20	47	12	CS35090	CSC5015	CS9-4004	FT-15

## SCLP 95°

Order No.	Insert	Dimensions(mm)			Parts		Wrench
		工作寬度 WF	長度 LF	柄高 H			
SCLPR06CA-05	CPMT0502	08	25	06	CS22050	CSC3009	FT-6
SCLPR08CA-06	CPMT0602	10	32	08	CS25061S	CSC3009	FT-7
SCLPR10CA-09	CPMT0903	14	50	10	CS40090	CSC4014	FT-15