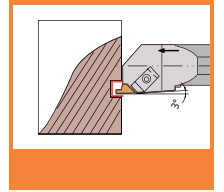
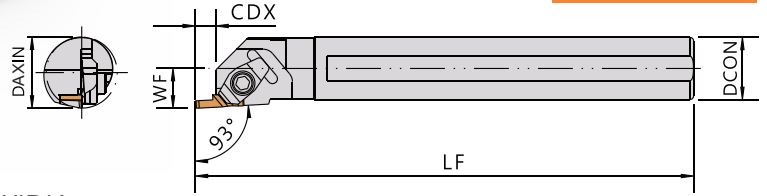


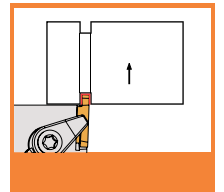
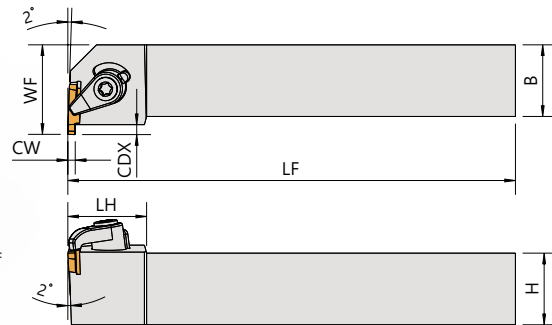
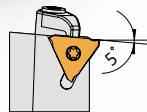
**S-USR**  
90°



▼Recommended Inserts 建議刀片品牌: KENNAMETAL/WIDIA

Order No.	Insert	Dimensions(mm)					Parts		Wrench
		柄徑	工作寬度	長度	最小加工徑	最大切深	Clamp		
Right / Left		DCON	WF	LF	DAXIN	CDX			
S20Q-USR2	N*R2 / NG2M	20	14	180	22	4	CPK3	CSH3512	LW025
S25R-USR3	N*R3 / NG3M	25	16	200	48	8	CPK1	CSH0516	LW040
S32S-USR3		32	20	250	52	8	CPK1	CSH0516	LW040
S40S-USR3		40	23	250	57	8	CPK1	CSH0516	LW040
S50T-USR3		50	32.5	300	60	8	CPK1	CSH0516	LW040

**GWCS**  
SUMITOMO



▼Recommended Inserts 建議刀片品牌: SUMITOMO

Order No.	Insert	Dimensions(mm)						
		柄高	柄寬	長度	工作寬度	頭長	切寬	最大切深
Right / Left		H	B	LF	WF	LH	CW	CDX
GWCSR/L2020-3	TGAR3	20	20	125	25	22	0.33~2.8	2.5
GWCSR/L2020-15	TGAR4	20	20	125	27	22	1~4.8	5

Parts				Wrench	
Insert screw	Clamp	Clamp screw	Washer	Insert wrench	Clamp wrench
CS40090	CP50-23	CSE5021	ER-04	FT-15	LW030
CS50100	CP50-23	CSE5021	ER-04	TL-20	LW030