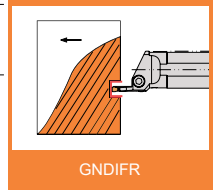
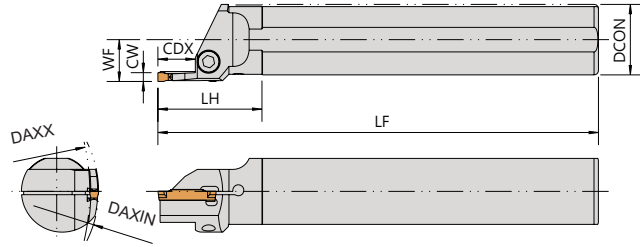
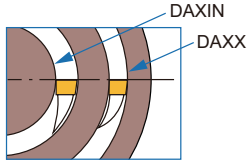
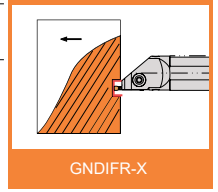
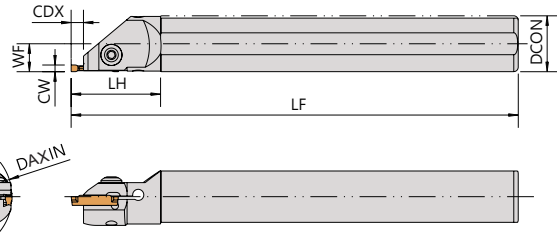


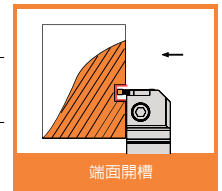
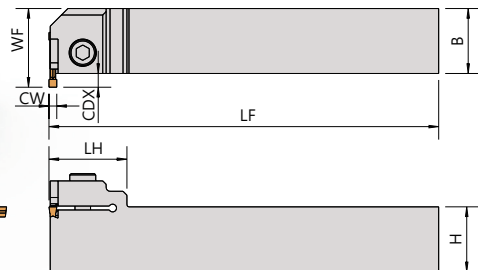
GNDIFR-X
GNDIFR
SUMITOMO



▼ Recommended Inserts 建議刀片品牌 : SUMITOMO

Order No.	Insert	Dimensions(mm)								Parts	Wrench
		柄徑	工作寬度	長度	最小加工徑	最大加工徑	頭長	切寬	最大切深		
Right / Left		DCON	WF	LF	DAXIN	DAXX	LH	CW	CDX		
GNDIFR25T205X	GCMN20	25	12.5	200	30	90	45	2	5	CSH0516	LW030
GNDIFR25T305X	GCMN30	25	12.5	200	35	90	40	3	5		
GNDIFR25T405X	GCMN40	25	12.5	200	40	90	40	4	5		
GNDIFR32T310-50-100	GCMN30	32	17	200	50	100	48	3	10	CSH0620	LW040
GNDIFR32T312-100-200		32	17	200	100	200	48	3	12		
GNDIFR32T312-200-800		32	17	200	200	800	48	3	12		
GNDIFR32T325-100-200		32	17	200	100	200	62	3	25		
GNDIFR32T411-50-100	GCMN40	32	17	200	50	100	48	4	11		
GNDIFR32T415-100-200		32	19	200	100	200	47	4	15		
GNDIFR32T415-200-800		32	19	200	200	800	47	4	15		
GNDIFR32T523-100-200	GCMN50	32	17	200	100	200	60	5	23		
GNDIFR32T523-200-800		32	17	200	200	800	60	4	23		

GNDER
GNDXER
SUMITOMO



▼ Recommended Inserts 建議刀片品牌 : SUMITOMO

Order No.	Insert	Dimensions(mm)								Parts	Wrench
		柄高	柄寬	長度	工作寬度	頭長	切寬	加工範圍	最大切深		
Right / Left		H	B	LF	WF	LH	CW	ar	CDX		
GNDER2525M2	GCMN20	25	25	150	30.5	30	2	30~	5	CSH062	LW040
GNDER2525M3	GCMN30	25	25	150	30.5	30	3	30~	5		
GNDER2525M4	GCMN40	25	25	150	30.5	30	4	35~	5		
GNDXER2525M15	GXMN15	25	25	150	29	23	1.5	25~	3.5		
GNDXER2525M2	GXMN20	25	25	150	31	23	2	30~	5.5		