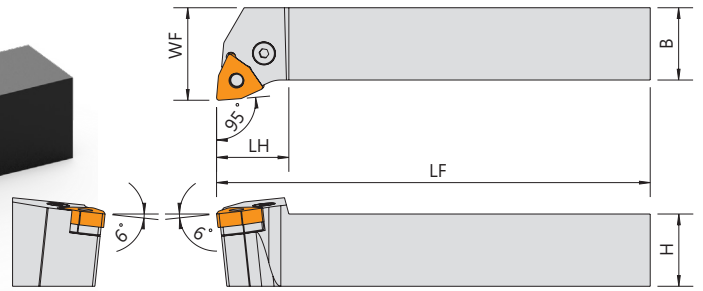
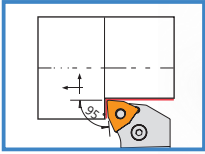


PWLN

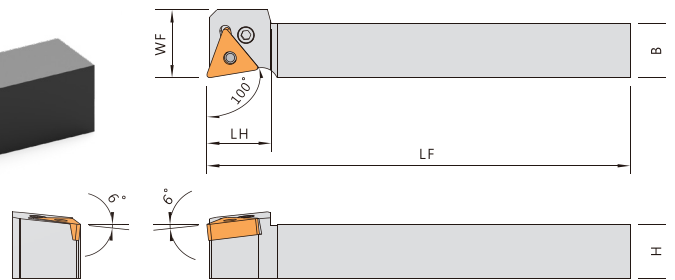

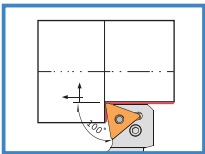
95°



Order No.	Insert	Dimensions(mm)					Parts				Wrench
		柄高 H	柄寬 B	長度 LF	頭長 LH	工作寬度 WF					
PWLN/L-1616H06	WNMG0604	16	16	100	20	20	SMW-322	CS-LSP3	CP-LL3	CS-LS3	LW025
PWLN/L-2020K06		20	20	125	20	25					
PWLN/L-2525M06		25	25	150	23	32					
PWLN/L-2020K08	WNMG0804	20	20	125	20	25	SMW-423	CS-LSP4	CP-LL4	CS-LS4	LW030
PWLN/L-2525M08		25	25	150	26	32					
PWLN/L-3225P08		32	25	170	26	32					
PWLN/L-3232P08		32	32	170	30	40					

PTXN

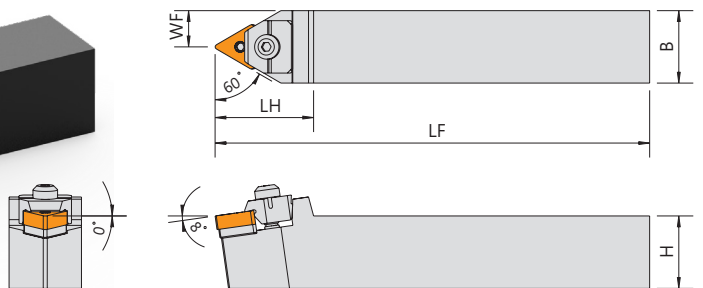
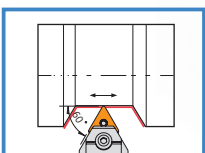
100°



Order No.	Insert	Dimensions(mm)					Parts				Wrench
		柄高 H	柄寬 B	長度 LF	頭長 LH	工作寬度 WF					
PTXNR-1216K16N-100°	TNMG1604	12	16	125	19	16	CS-LSP2	CP-LL2	CS-LS2	LW025	
PTXNR-1616K16N-100°		16	16	125	19	16					

WTENN

60°



Order No.	Insert	Dimensions(mm)					Parts					Wrench
		柄高 H	柄寬 B	長度 LF	頭長 LH	工作寬度 WF						
WTENN-2020K16	TNMG1604	20	20	125	34	10	SMT-322	LCS-420N	MWW-30	CSE5026	ER04	LW025 LW030
WTENN-2525M16		25	25	150	34	12.5						
WTENN-3225P16		32	25	170	34	12.5						
WTENN-3232P16		32	32	170	34	16						