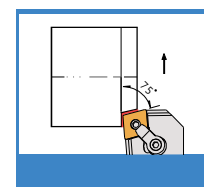
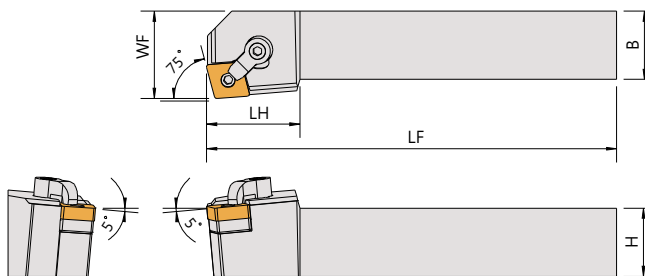
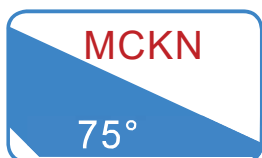


Order No.	Insert	Dimensions(mm)					Parts				Wrench
		柄高 H	柄寬 B	長度 LF	頭長 LH	工作寬度 WF					
MCBNR/L-2020K12	CNMG1204	20	20	125	30	17	SMC-432	LCS-617	CP50-22	CS7-6030	LW030
MCBNR/L-2525M12		25	25	150	30	22	SMC-432	LCS-617	CP50-22	CS7-6030	LW030
MCBNR/L-3232P12		32	32	170	40	27	SMC-432	LCS-617	CP50-22	CS7-6030	LW030
MCBNR/L-2525M16	CNMG1606	25	25	150	30	22	SMC-533	LCS-822	CP50-22	CS7-6030	LW030
MCBNR/L-3232P16		32	32	170	40	27	SMC-533	LCS-822	CP50-22	CS7-6030	LW030
MCBNR/L-3232P19	CNMG1909	32	32	170	40	27	SMC-633	LCS-1022	CP50-29	CS7-8030	LW040



Order No.	Insert	Dimensions(mm)					Parts				Wrench
		柄高 H	柄寬 B	長度 LF	頭長 LH	工作寬度 WF					
MCKNR/L-2020K12	CNMG1204	20	20	125	37	25	SMC-432	LCS-617	CP50-22	CS7-6030	LW030
MCKNR/L-2525M12		25	25	150	34	32	SMC-432	LCS-617	CP50-22	CS7-6030	LW030
MCKNR/L-3225P12		32	25	170	34	32	SMC-432	LCS-617	CP50-22	CS7-6030	LW030
MCKNR/L-3232P12		32	32	170	40	40	SMC-432	LCS-617	CP50-22	CS7-6030	LW030