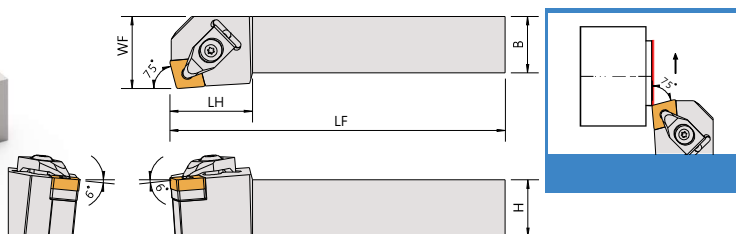
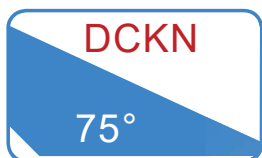
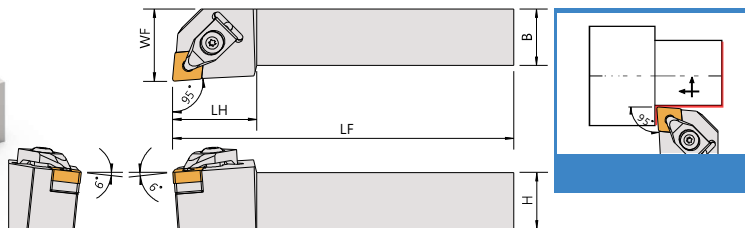
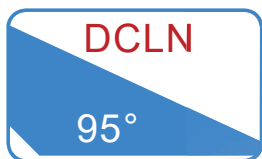


Order No.	Insert	Dimensions(mm)					Parts					Wrench
Right / Left		柄高 H	柄寬 B	長度 LF	頭長 LH	工作寬度 WF						
DCBNR/L2020K12	CNMG1204	20	20	125	37	17	SMC-432	CSF4010	CP-D4	SP0816	CSB0620T	TL20
DCBNR/L2525M12		25	25	150	37	22	SMC-432	CSF4010	CP-D4	SP0816	CSB0620T	TL20
DCBNR/L3232P12		32	32	170	37	22	SMC-432	CSF4010	CP-D4	SP0816	CSB0620T	TL20



Order No.	Insert	Dimensions(mm)					Parts					Wrench
Right / Left		柄高 H	柄寬 B	長度 LF	頭長 LH	工作寬度 WF						
DCKNR/L2020K12	CNMG1204	20	20	125	37	25	SMC-432	CSF4010	CP-D4	SP0816	CSB0620T	TL20
DCKNR/L2525M12		25	25	150	37	32	SMC-432	CSF4010	CP-D4	SP0816	CSB0620T	TL20
DCKNR/L3232P12		32	32	170	37	32	SMC-432	CSF4010	CP-D4	SP0816	CSB0620T	TL20



Order No.	Insert	Dimensions(mm)					Parts					Wrench
Right / Left		柄高 H	柄寬 B	長度 LF	頭長 LH	工作寬度 WF						
DCLNR/L1616H09	CNMG0903	16	16	100	33	20	SMC-322	CSF3008	CP-D2	SP0612	CSB0415T	TL15
DCLNR/L2020K09		20	20	125	30	25	SMC-322	CSF3008	CP-D2	SP0612	CSB0415T	TL15
DCLNR/L2525M09		25	25	150	30	32	SMC-322	CSF3008	CP-D2	SP0612	CSB0415T	TL15
DCLNR/L2020K12	CNMG1204	20	20	125	40	25	SMC-432	CSF4010	CP-D4	SP0816	CSB0620T	TL20
DCLNR/L2525M12		25	25	150	36	32	SMC-432	CSF4010	CP-D4	SP0816	CSB0620T	TL20
DCLNR/L3232P12		32	32	170	36	32	SMC-432	CSF4010	CP-D4	SP0816	CSB0620T	TL20