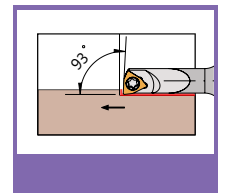
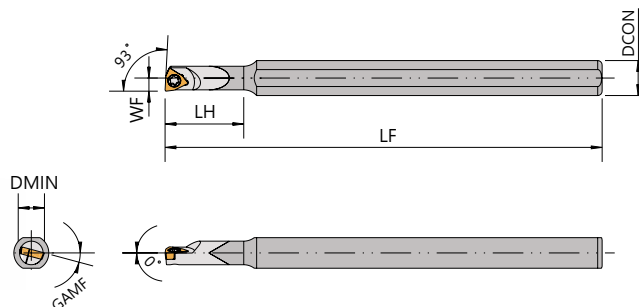
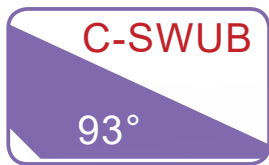


▼Recommended Inserts 建議刀片品牌：MITSUBISHI / KYOCERA

Order No.	Insert	Dimensions(mm)						Parts	Wrench
		柄徑	工作寬度	長度	最小加工徑	頭長	徑向前角		
Right / Left		DCON	WF	LF	DMIN	LH	GAMF		
S08H-SWUBR/L06-5.5	WBGT0601	8	3	100	5.5	18	15°	CS20038	FT-6
S08H-SWUBR/L06-07		8	3.5	100	7	18	13°	CS20038	FT-6
S08H-SWUBR/L06-10		8	5	100	10	-	13°	CS20038	FT-6
S16K-SWUBR/L06-5.5		16	3	125	5.5	12	15°	CS20038	FT-6
S10K-SWUBR/L08-12	WBGT0802	10	6	125	12	-	11°	CS20045	FT-6
S12M-SWUBR/L08-14		12	7	150	14	-	11°	CS20045	FT-6



Carbide Shank 鎢鋼柄

▼Recommended Inserts 建議刀片品牌：MITSUBISHI / KYOCERA

Order No.	Insert	Dimensions(mm)						Parts	Wrench
		柄徑	工作寬度	長度	最小加工徑	頭長	徑向前角		
Right / Left		DCON	WF	LF	DMIN	LH	GAMF		
C05H-SWUBR06-5.5	WBGT0601	5	3.0	100	5.5	-	15°	CS20038	FT-6
C06H-SWUBR06-07		6	3.5	100	7	-	13°	CS20038	
C07H-SWUBR06-08		7	4.0	100	8	-	13°	CS20038	
C08K-SWUBR06-5.5		8	3.0	125	5.5	30	13°	CS20038	