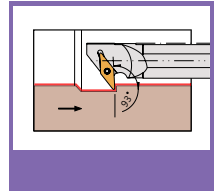
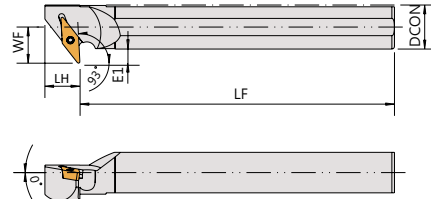
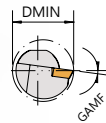
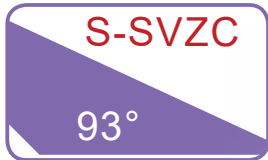


亦可做中心出水鋼柄

A- Steel shank with coolant

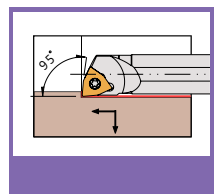
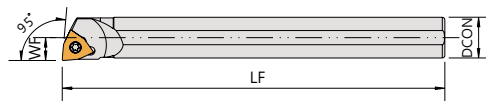
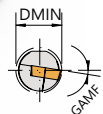
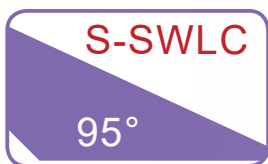
Order No.	Insert	Dimensions(mm)							Parts	Wrench
		柄徑	工作寬度	切深	長度	最小加工徑	頭長	徑向前角		
Right / Left		DCON	WF	E1	LF	DMIN	LH	GAMF		
S16Q-SVZBR/L11	VBMT1103	16	10.5	2.5	180	19	10	7.5°	CS25061S	FT-7
S20R-SVZBR/L11		20	14	4	200	25	10	7.5°	CS25061S	FT-7
S20R-SVZBR/L16	VBMT1604	20	17	7	200	30	20	7.5°	CS35090	FT-15
S25R-SVZBR/L16		25	19.5	7	200	35	20	7.5°	CS35090	FT-15
S32S-SVZBR/L16		32	23	7	250	40	20	7.5°	CS35090	FT-15



亦可做中心出水鋼柄

A- Steel shank with coolant

Order No.	Insert	Dimensions(mm)							Parts	Wrench
		柄徑	工作寬度	切深	長度	最小加工徑	頭長	徑向前角		
Right / Left		DCON	WF	E1	LF	DMIN	LH	GAMF		
S16Q-SVZCR/L11	VCMT1103	16	13	5	180	22	10	7.5°	CS25061S	FT-7
S20R-SVZCR/L11		20	15	5	200	26	10	7.5°	CS25061S	FT-7
S20R-SVZCR/L16	VCMT1604	20	17	7	200	30	17	7.5°	CS35090	FT-15
S25R-SVZCR/L16		25	19.5	7	200	35	20	7.5°	CS35090	FT-15
S32S-SVZCR/L16		32	23	7	250	40	20	7.5°	CS35090	FT-15
S40T-SVZCR/L16		40	27	7	300	50	20	7.5°	CS35090	FT-15



亦可做中心出水鋼柄

A- Steel shank with coolant

▼Recommended Inserts 建議刀片品牌: MITSUBISHI

Order No.	Insert	Dimensions(mm)					Parts	Wrench
		柄徑	工作寬度	長度	最小加工徑	徑向前角		
Right / Left		DCON	WF	LF	DMIN	GAMF		
S08H-SWLCR03-10	WCMT0302	8	5	100	10	13°	CS25055 / CS25052S	FT-8
S10K-SWLCR03-12		10	6	125	12	12°		FT-8
S12M-SWLCR03-14		12	7	150	14	9°		FT-8
S12M-SWLCR06-14	WCMT06T3	12	7	150	14	12°	CS40090	FT-15
S16Q-SWLCR06-18		16	9	180	18	9°		FT-15
S20R-SWLCR06-22		20	11	200	22	7°		FT-15