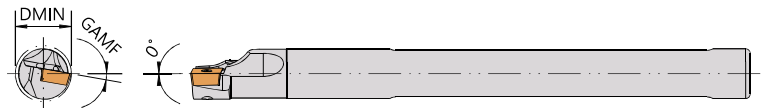
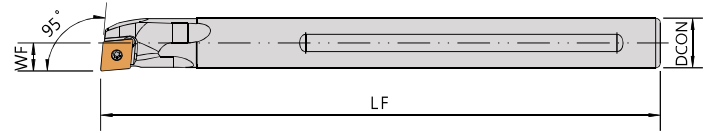
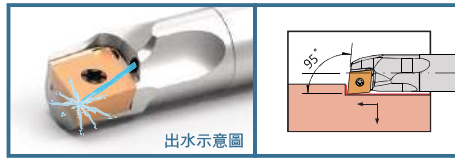


Boring Bar 內孔車刀

L-SCLC-V

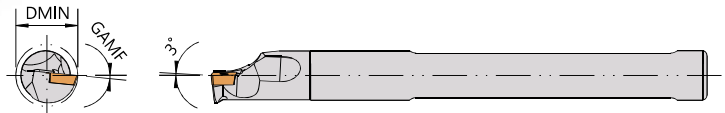
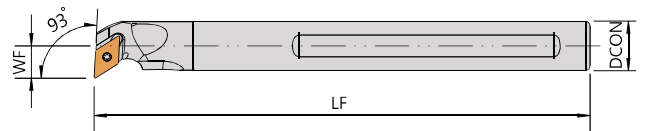
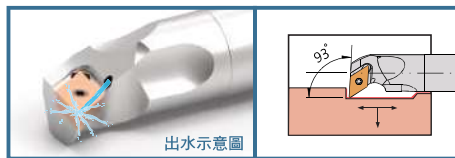
95°



Order No.	Insert	Dimensions(mm)						Insert Screw	Wrench
		柄徑	工作寬度	長度	頭長	最小加工徑	徑向前角		
Right / Left		DCON	WF	LF	LH	DMIN	GAMF		
L08H-SCLCR06-10V	CCMT0602	8	5	100	20	10	14°	CS25050	FT-7
L10K-SCLCR06-12V		10	6	125	20	12	12°		
L12M-SCLCR09-14V	CCMT09T3	12	7	150	-	14	14°	CS35075	FT-15
L16Q-SCLCR09-18V		16	9	180	31	18	10°		

L-SDUC-V

93°



Order No.	Insert	Dimensions(mm)						Insert Screw	Wrench
		柄徑	工作寬度	長度	頭長	最小加工徑	徑向前角		
Right / Left		DCON	WF	LF	LH	DMIN	GAMF		
L20R-SDUCR11V	DCMT11T3	20	13	200	40	25	5.75°	CS35095	FT-15